



# ENGLISH EXAM

## SPEAKING




Name: _____ Surname: _____ N <sup>ber</sup> : _____ Grade/Class: _____	
Assessment: _____	Date: _____
 <input type="checkbox"/>  <input type="checkbox"/>  <input type="checkbox"/>  <input type="checkbox"/>  <input type="checkbox"/>	Teacher's signature: _____
	Parent's signature: _____

### STUDENT A

1) Ask your partner: "Where is/are the...?". Draw the lines.

Example: Student A : Where is the pencil?


Student B: It is on the desk.



2) Look. Answer your partner's questions.

Example: Student B: Where is the pencil?

Student A: It is on the desk.










# ENGLISH EXAM

## SPEAKING




Name: _____ Surname: _____ N <sup>ber</sup> : _____ Grade/Class: _____	
Assessment: _____	Date: _____
 <input type="checkbox"/>  <input type="checkbox"/>  <input type="checkbox"/>  <input type="checkbox"/>  <input type="checkbox"/>	Teacher's signature: _____ Parent's signature: _____

### STUDENT B

1) Look. Answer your partner's questions.

Example: Student A: Where is the pencil?

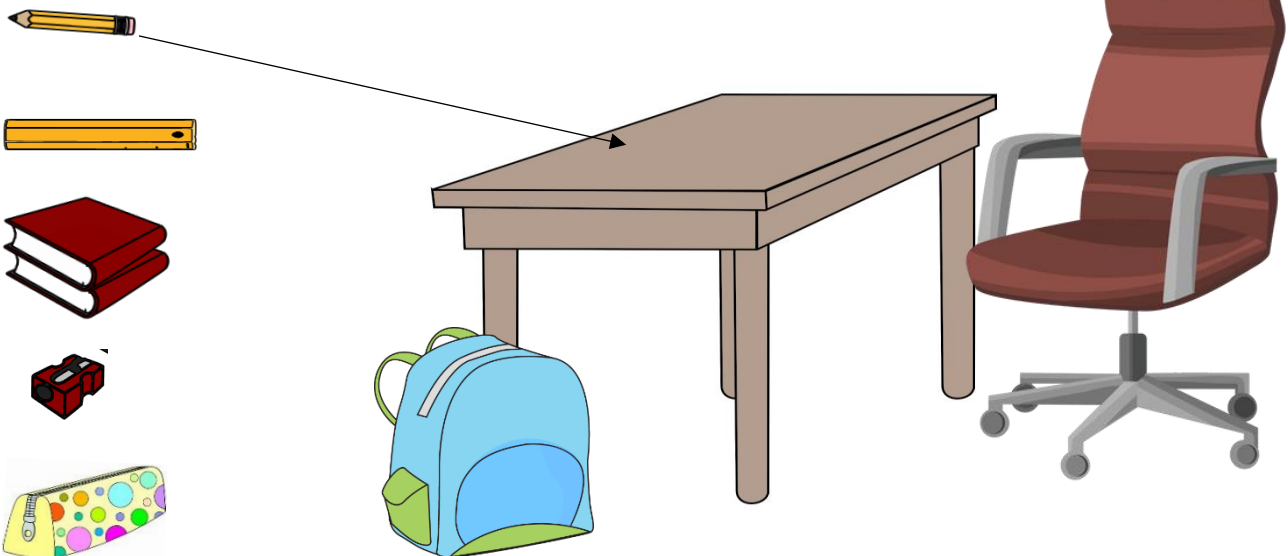
Student B: It is on the desk.



2) Ask your partner: "Where is/are the...?". Draw the lines.

Example: Student B : Where is the pencil?

Student A: It is on the desk.





# ENGLISH EXAM

## SPEAKING



### ANSWER KEY

<u>STUDENT A</u>	<u>STUDENT B</u>
Where is the pen?	It is under the desk.
Where are the scissors?	They are in the school bag.
Where is the book?	It is on the chair.
Where is the rubber?	It is near the chair.

<u>STUDENT B</u>	<u>STUDENT A</u>
Where is the ruler?	It is in the school bag
Where are the books?	They are on the desk.
Where are the pencil sharpener?	It is under the chair.
Where is the pencil case?	It is near the chair.